

11/19/2013

# Strafford Region

## 2013 Annual Listing of Obligated Projects



Adapted from a Photograph by- [Rbeauchesne@Seacoastonline.com](mailto:Rbeauchesne@Seacoastonline.com)



**Table of Contents**

EXECUTIVE SUMMARY ..... 2  
 INTRODUCTION ..... 3  
 STRAFFORD METROPOLITAN PLANNING ORGANIZATION BACKGROUND ..... 3  
 PROJECT PLANNING AND FUNDING: ..... 5  
 ANNUAL LISTING OF OBLIGATED PROJECTS REQUIREMENTS: ..... 7  
 PUBLIC INVOLVEMENT ..... 9  
 THE OBLIGATION REPORT ..... 10

**EXECUTIVE SUMMARY**

The Annual Listing of Obligated Projects is a document that provides transparency for federal transportation expenditures. It is required to be published annually by the Federal Highway Administration (FHWA) and Federal Transit Administration (FTA). The document’s primary purpose is to relate information about the planned expenditures and schedules for transportation project and the actual expenditure of federal funding for those projects for the preceding fiscal year.

The federal fiscal year begins October 1st and closes the following September 30<sup>th</sup>. This document must be published within 90-days of the close of the federal fiscal year (before January 1). The preparation of the Annual Listing of Obligated Projects is funded by the Federal Highway Administration and Federal Transit Administration.

**For and questions or comments please contact Strafford Metropolitan Planning Organization:**  
**Email:** [mambrosi@strafford.org](mailto:mambrosi@strafford.org)  
**Phone:** 603.994.3500  
**By mail:** Strafford Regional Planning Commission, 150 Wakefield St., Suite 12, Rochester NH, 03867

**INTRODUCTION**

Every day, Strafford region’s transportation system is trusted upon to safely, efficiently, and reliably facilitate the transportation of people and goods to destinations within the region and beyond. The transportation system encompasses all of the facilities that make it possible for workers to get to their jobs, freight to arrive at its destination, consumers to access markets, and visitors to experience NH’s attractions.

Strafford Metropolitan Planning Organization is responsible for regional transportation planning activities that enable the implementation of productive transportation improvement projects. The projects Strafford Metropolitan Planning Organization supports are aimed at keeping the region’s transportation system functioning and ensuring local and regional transportation goals are met.

Strafford Metropolitan Planning Organization is the regional body designated under 23 CFR §450.(300-338) for “urbanized areas with populations over 50,000 individuals. “ The purpose of a Metropolitan Planning Organization as established by the federal government is “...to carry out a continuing, cooperative, and comprehensive multimodal transportation planning process, including the development of a metropolitan transportation plan and a transportation improvement program (TIP), that encourages and promotes the safe and efficient development, management, and operation of surface transportation systems to serve the mobility needs of people and freight (including accessible pedestrian walkways and bicycle transportation facilities) and foster economic growth and development, while minimizing transportation-related fuel consumption and air pollution.” (§450.300a)

One of Strafford Metropolitan Planning Organization’s planning requirements is to track federal transportation expenditures dedicated to regional transportation projects. The Annual Listing of Obligated Projects is a required annual publication that relates federal funding spent on regional projects on an annual basis.

In 2012 President Obama signed into law the current federal transportation authorization, Moving Ahead for Progress in the 21<sup>st</sup> Century (MAP-21). This two year bill refers to the requirements from the previous transportation bill; the Safe, Accountable, Flexible, Efficient, Transportation Equity Act: A Legacy for Users (SAFETEA-LU) for guidance on preparing the Annual Listing of Obligated Projects.

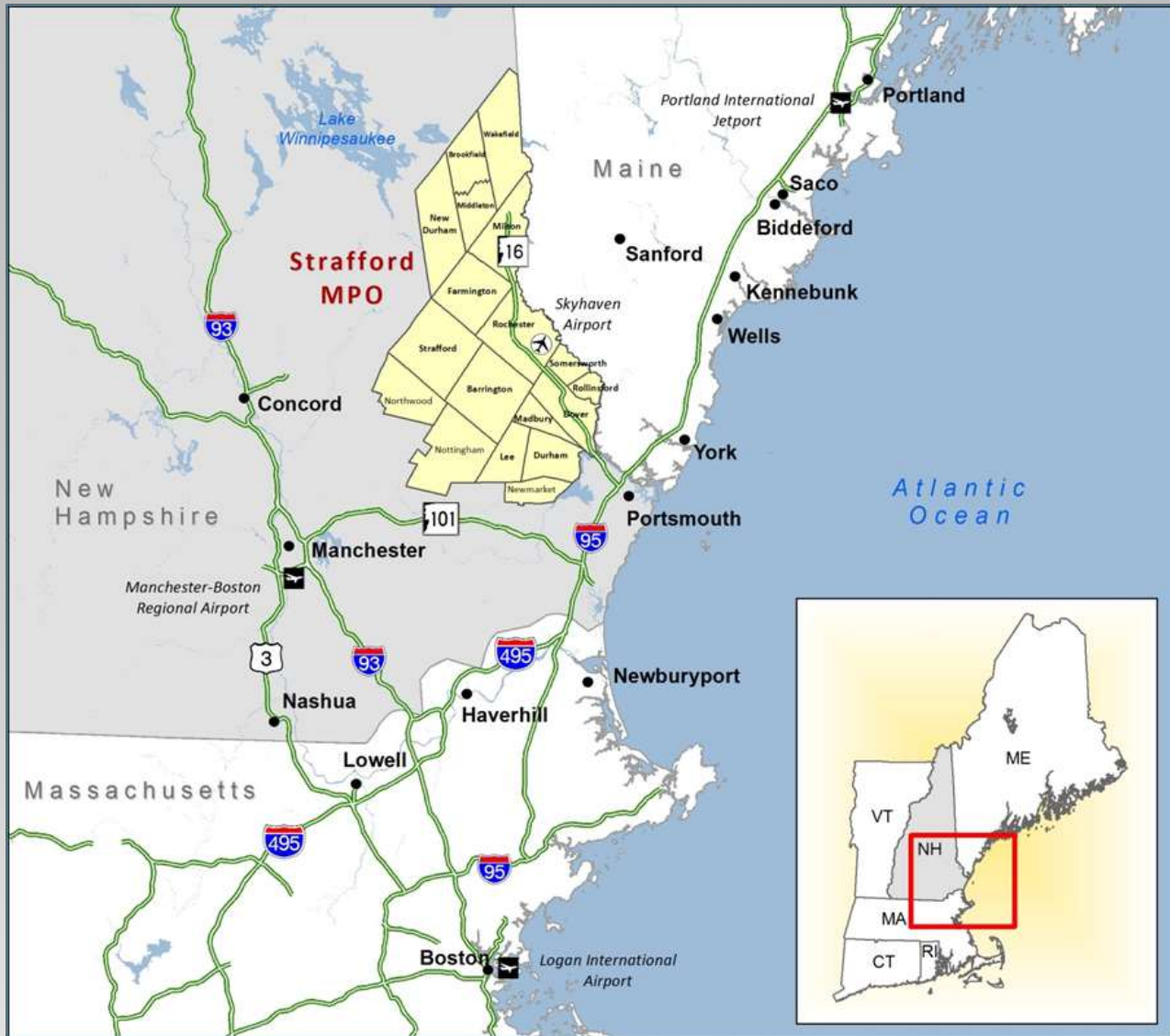
**STRAFFORD METROPOLITAN PLANNING ORGANIZATION BACKGROUND**

Prior to July 2007, the Strafford Regional Planning Commission shared responsibilities for the Seacoast Metropolitan Planning Organization with the Rockingham Planning Commission. After a realignment of the Seacoast MPO, each regional planning commission assumed the MPO responsibilities for their respective region. Today Strafford Regional Planning Commission oversees regional planning responsibilities for communities in Strafford County and portions of Rockingham and Carroll Counties.

**Table 1: Communities in Strafford Region**

Barrington	Durham	Madbury	New Durham	Nottingham	Somersworth
Brookfield	Farmington	Middleton	Newmarket	Rochester	Strafford
Dover	Lee	Milton	Northwood	Rollinsford	Wakefield

Figure 1: The Strafford Region



**PROJECT PLANNING AND FUNDING:**

**Programmed Funding vs. Obligated Funding:**

- **Programmed** funding implies an eventual commitment of funding to support a project
- **Obligated** funding is a formal commitment of a specific amount of funding for a project

In New Hampshire, Metropolitan Planning Organizations follow a thorough planning process to secure federal funding for projects in our regions. This process includes the development and maintenance of the Strafford region’s short-range (4 year) transportation plan, the “*Transportation Improvement Program[TIP],*” assistance to NH developing the mid-range (10 Year) plan, the “*NH Ten Year Plan,*” and the development and maintenance of our long range (20+ Years) transportation plan, the “*Metropolitan Transportation Plan.*”

The planning process is anchored around the “*Metropolitan Transportation Plan.*” This is a document that communicates regional transportation goals over a 20-year planning period (at minimum). Extensive public outreach goes into forming the project lists in this plan, including face-to-face meetings with communities and agencies in the region to gain an understanding of the local and regional transportation needs and to receive feedback regarding transportation policy priorities from communities and agencies in the region.

The Strafford “*2013-2040 Metropolitan Transportation Plan*” includes:

- Regional vision for transportation infrastructure for a **20+** year planning horizon
- Conceptual solutions for moving toward the regional transportation goals
- Transportation projects in years 2013-2022 in the “*2013-2040 Metropolitan Transportation Plan*” consist of projects from Strafford region included in the “*NH 2013-2022 Ten Year Transportation Plan*”
- Project for the “*Out Years,*” 2023-2040 in the “*2013-2040 Metropolitan Transportation Plan*” come from the project solicitation process.
- List of regional transportation projects that shows consistency with the goals in the plan
- Estimates of costs for the implementing projects in the list tallied against anticipated available revenues for the region

The “*NH 2013-2022 Ten-Year Transportation Plan*” is a project list of all transportation projects and programs in NH for a ten year period. Projects that make it onto this list are prioritized using more rigorous methods to assess project feasibility, cost, and importance to the state.

The “*NH Ten Year Transportation Plan*” Includes:

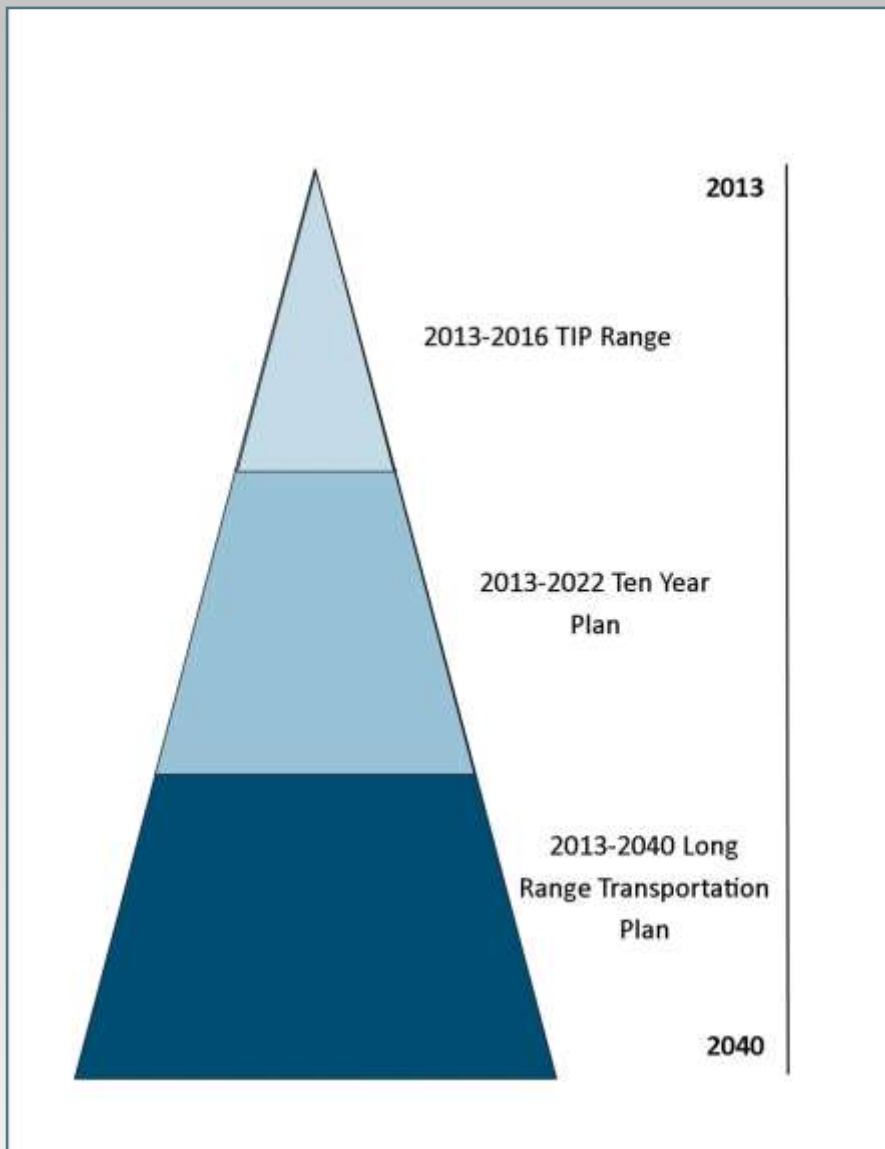
- List of projects from across the state for the for a 10-year planning horizon
- Project cost analysis
- Revenue projections and known funding sources
- Project scoping and phasing

The “2013-2016 *Transportation Improvement Program*” is a federally required document for Strafford Metropolitan Planning Organizations. This document outlines projects and includes the highest level of project detail, covering a four year period. Projects included in the “2013-2016 *Transportation Improvement Program*” have been thoroughly vetted and must show a dedicated funding source. Projects shown on this list are either already being constructed or will begin over the four year period. Projects on this list are in both the “*NH 2013-2022 Ten Year Plan Transportation Plan*” and the “*2013-2022 Metropolitan Transportation Plan.*”

Projects in the **Transportation Improvement Program** include:

- Detailed description of the scope of work
- Detailed project phasing information (specific fiscal years for engineering, Right of Way, and Construction are delineated)
- Projected level of funding for each project and project phase

Figure 2: Transportation Planning Process



In addition to projects and funding being “*programmed*” in the “*Transportation Improvement Program*,” funding for projects must ultimately be “*obligated*” for a project to receive funding for implementation.

An *obligation* is a formal commitment for a specific amount of funding for a project, as opposed to funding being *programmed*, which implies an eventual commitment of funding. An *obligation* establishes that funding can be drawn from the project funding source.

For Federal Transit Administration (FTA) projects, an *obligation* occurs when the FTA grant is awarded. For FHWA projects, an *obligation* occurs when a formal project agreement is executed between the state and the party responsible for administering the project.

A funding *obligation* is a significant bench mark denoting the transition from the initial planning process to the implementation of a transportation improvement project.

Funds obligated in a given fiscal year may not necessarily cover the total cost of a project. Some projects rely on multiple funding sources, including state and local. This document contains federal transportation funds that have been obligated in federal fiscal year 2012 (October 1, 2011 to September 30, 2012).

### ANNUAL LISTING OF OBLIGATED PROJECTS REQUIREMENTS:

In 2012 President Obama signed into law the current federal transportation authorization, Moving Ahead for Progress in the 21<sup>st</sup> Century [MAP-21]. This two year bill defers to requirements written in the previous transportation bill ( Safe, Accountable, Flexible, Efficient, Transportation Equity Act: A Legacy for Users [SAFETEA-LU]) for guidance on preparing the *Annual Listing of Obligated Projects*.

Federal regulations require that Strafford Metropolitan Planning Organization publish a listing of *obligated* projects within 90 days of the conclusion of the federal fiscal year, which begins on October 1, and ends September 30 of the following year.

COAST and NH DOT act as a partners in this process by providing metropolitan planning organizations with lists of the federal *obligations* that took place in the preceding year. This information is critical to completing the lists of *obligations*.

This document fulfills Strafford Metropolitan Planning Organization’s requirement as defined under **23 CFR §450.332 Annual listing of obligated projects:**

- a) *“In metropolitan planning areas, on an annual basis, no later than 90 calendar days following the end of the program year, the State, public transportation operator(s), and the MPO shall cooperatively develop a listing of projects (including investments in pedestrian walkways and bicycle transportation facilities) for which funds under 23 U.S.C. or 49 U.S.C. Chapter 53 were obligated in the preceding program year.*
- b) *The listing shall be prepared in accordance with § 450.314(a) and shall include all federally funded projects authorized or revised to increase obligations in the preceding program year, and shall at a minimum include the TIP information under § 450.324(e)(1) and (4) and identify, for each project, the amount of Federal funds requested in the TIP, the Federal funding that was obligated during the preceding year, and the Federal funding remaining and available for subsequent years.*

- c) *The listing shall be published or otherwise made available in accordance with the MPO's public participation criteria for the TIP."*

...and

**23CFR §450.324(e) Development and content of the transportation improvement program (TIP).**

- e) *"The TIP shall include, for each project or phase (e.g., preliminary engineering, environment/NEPA, right-of-way, design, or construction), the following:*
- (1) Sufficient descriptive material ( i.e. , type of work, termini, and length) to identify the project or phase;*
  - (4) Identification of the agencies responsible for carrying out the project or phase;"*

The federal requirements above outline the minimum level of project information that must be included in the *Annual Listing of Obligated Projects*. Below is a summary of necessary information:

- 1) Location of the project (Municipality, Route/Road)
- 2) Scope of work for the project
- 3) Responsible agency for the project (the entity responsible for administering the project)
- 4) Obligated level of funding in the previous federal fiscal year **(2012)** by project
- 5) Level of funding programmed in the *Transportation Improvement Program* for the relevant federal fiscal year **(2013)**
- 6) Actual obligated funding level for the project for the relevant federal fiscal year **(2013)**
- 7) Federal funding remaining and available for subsequent federal fiscal years included in the *Transportation Improvement Program* **(2013-2016)**
- 8) Funding program being used to implement the project



## PUBLIC INVOLVEMENT

Based upon federal rules, metropolitan planning organizations are required to have approved Public Participation Plans that meet specified standards for public involvement in transportation planning and decision-making.

The Strafford MPO, through a variety of public notices on our website ([www.strafford.org](http://www.strafford.org)), in newspapers, and postings in public offices and libraries, invites and encourages the public to attend public hearings to discuss the process as well as voice opinions on the current transportation system and future transportation project priorities for inclusion in the *Strafford 2013-2040 Metropolitan Transportation Plan* and the *Strafford 2013-2016 Transportation Improvement Program*.

Municipalities, transportation agencies, and other public bodies are eligible and are encouraged to submit project proposals through this process. In addition, private entities are eligible to submit proposals, provided they received the endorsement of the municipality or municipalities for which they are proposed and the project sponsor has identified the source of the necessary matching funds to be utilized.

The public is encouraged to identify transportation problems and propose possible solutions for project funding via the Technical Advisory Committee (TAC) representatives to Strafford MPO and through the public hearing process. For transit or private not-for profit organizations the governing body of the organization needs to endorse projects submitted for inclusion into the *2013-2040 Metropolitan Transportation Plan*.

## THE OBLIGATION REPORT

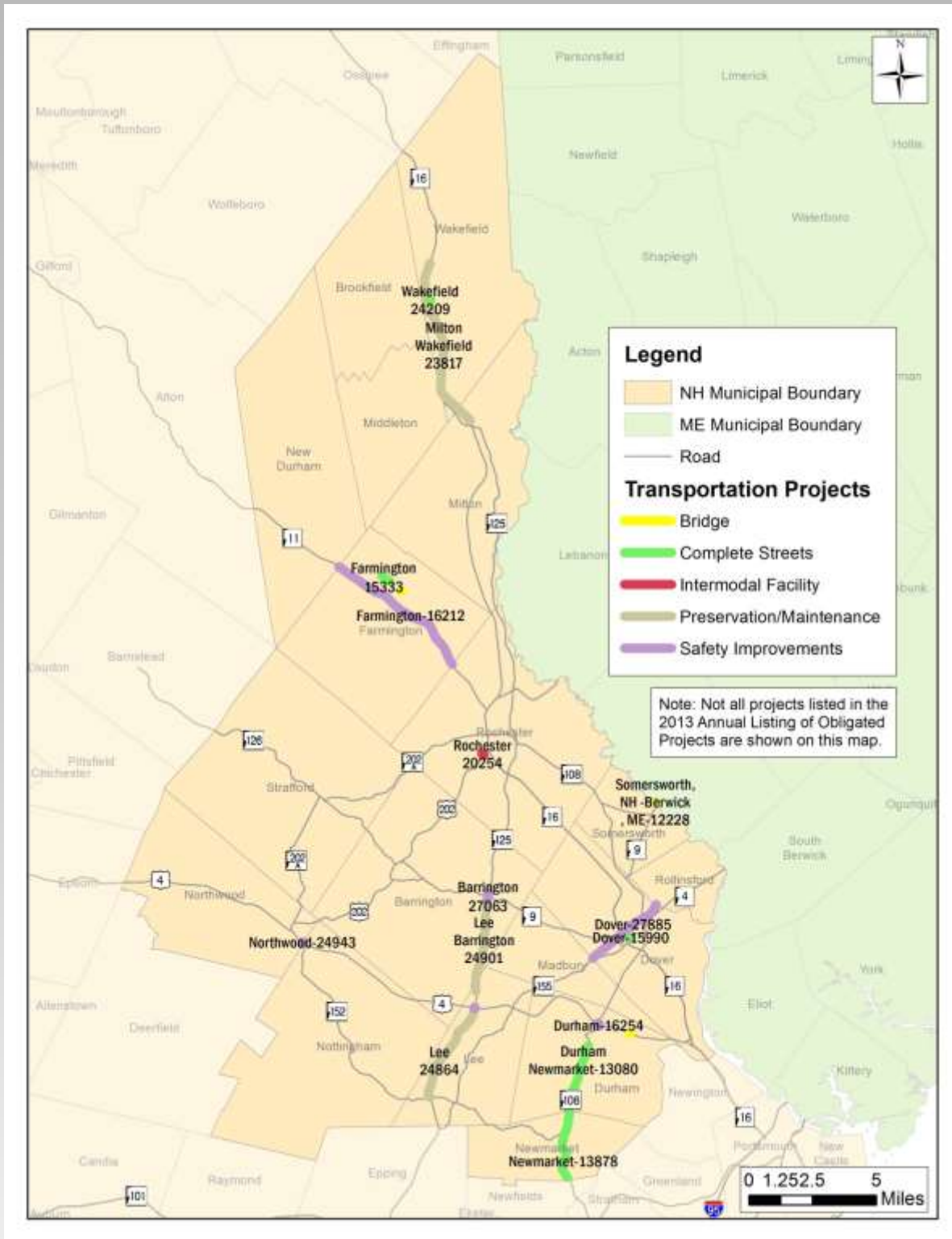
Table 2: Reading the Obligation Report

Project Administrator	Responsible party for implementing the project
Municipality/Agency	Municipality or region the project is planned in
Project Number	State identification number associated with the project
Route / Road	More detailed description of the location of the project
Scope of Work	Project details regarding construction, project boundaries, and project purpose
Project Status	Information of about whether a project is completed or is still being implemented
FFY 2012 Obligated Federal Funding	Funding obligated in the preceding federal fiscal year for a project
FFY 2013 Programmed Funding	Planned level of funding commitment for a project in the relevant federal fiscal year
FFY 2013 Obligated Federal Funding	Level of actual funding dedicated to a project for the relevant fiscal year
Remaining Programmed Funding for Subsequent TIP Years (2013-2016)-	Future funding planned for a project in the remaining TIP years
Funding Source	Program funding is being channeled through for a project

In the *Annual Listing of Obligated Projects* there are some figures shown in red. This color indicates a “*deobligation*” of funding. A *deobligation* occurs when NHDOT has to return obligated funding to the federal government. *Deobligation* can occur for several reasons including:

- Bids may come in at a lower amount than the *obligation* amount for a project. After the project bid is accepted, the remaining funds are returned and shown as a negative *obligation*.
- Advanced construction projects occur when the sponsor first pays the cost and is reimbursed. These projects often result in a *deobligation* because first the project must be *obligated*, and second it must be *deobligated* when the sponsor agrees to pay the costs of the project. Third, the project is *obligated* again when it is time for the federal government to reimburse the sponsor.
- A project phase is closed out causing funds remaining in that phase to be *deobligated*. This action must happen before the funds can be *obligated* into another phase for the same project.
- After a project is complete and all bills are paid, any remaining *obligation* authority is returned to the federal government and is shown as a *deobligation*, or a negative number in the following table.

**Figure 3: 2013 Transportation Projects with Federal Funding Obligations in the Strafford Region**  
 (Click the map to access an interactive online map)



**Strafford Metropolitan Planning Organization**

**Table 3: Regional & Statewide Obligation Report**

Project Administrator	Municipality / Agency	Project Number	Route / Road	Scope of Work	Project Status	FFY 2012 Obligated Federal Funding	FFY 2013 Programmed Funding	FFY 2013 Obligated Federal Funding	Remaining Programmed Funding for Subsequent TIP Years (2013-2016)	Funding Source
State	Barrington	27063	Route 125	Widen NH 125 to convert NB exclusive right turn lane to auxiliary through lane.	Under Agreement	\$ -	\$ 82,500.00	\$ 74,250.00	\$ -	Betterment
Local	Dover	15990	Various/ Rutland Street	WOODMAN PARK ELEMENTARY, PEDESTRIAN/BICYCLE IMPROVEMENT-INFRASTRUCTURE [SRTS 14932*] (SRTS)	Under Agreement	\$ 21,850.00	\$ 650.00	\$ 650.00	\$ -	Safe Routes to School (SRTS)
State	Durham	16254	Routes 4 & 108	INTERSECTION IMPROVEMENTS AT THE US 4 RAMP INTERSECTION WITH NH 108.	Under Agreement	\$ 30,000.00	\$ 16,500.00	\$ 13,200.00	\$ -	Surface Transportation Program (STP),
State	Durham-Newmarket	13080	Route 108	PE & ROW for project	Under Agreement	\$ 641,345.00	\$ 632,500.00	\$ 506,000.00	\$ 870,000.00	STP-Flexible, STP-TE
State	Dover	27885	Various	Pan Am Railways, reconstruct railway-highway crossing, roadway approaches and protective devices.	Under Agreement	\$ -	\$ 55,000.00	\$ 49,500.00	\$ -	STP-Rail
State	Durham	16236	Route 4	Bridge Replacement, carrying US 4 over Bunker Creek	Under Agreement	\$ -	\$ 66,000.00	\$ 52,800.00	\$ 982,575.00	National Highway System (NHS)
Local	Farmington	15333	Various	STREETS SURROUNDING FARMINGTON SCHOOLS, SIDEWALK REPAIRS, CROSSWALK STRIPING, NEW SIGNS	Under Agreement	\$ 16,781.00	\$ 22,318.00	\$ 22,318.00	\$ -	Safe Routes to School (SRTS)
State	Farmington	16212	Route 11	Install Center Left Turn Lane to improve safety	Under Agreement	\$ 66,550.00	\$ 11,000.00	\$ 9,900.00	\$ -	Highway Safety Improvement Program (HSIP)
State	Farmington	16146	Route 153	Replace Bridge carrying NH 153 over Cocheco River (Br No 096/140, Red List)	Under Agreement	\$ 250,008.00	\$ 1,100,000.00	\$ 88,000.00	\$ 4,088,300	Bridge
State	Lee	15692	Route 125	Intersection Improvement project through HSIP	Under Agreement	\$ 198,060.00	\$ 432,117.31	\$ 388,905.58	\$ -	Highway Safety Improvement Program (HSIP)
State	Lee	24864	Route 125	NH 125 from US 4 south approx. 4.2 miles to NH 152 intersection. Pave 1-1/2" overlay	Under Agreement	\$ -	\$ 1,553,598.75	\$ 1,242,879.00	\$ -	Betterment

**Strafford Metropolitan Planning Organization**

Project Administrator	Municipality / Agency	Project Number	Route / Road	Scope of Work	Project Status	FFY 2012 Obligated Federal Funding	FFY 2013 Programmed Funding	FFY 2013 Obligated Federal Funding	Remaining Programmed Funding for Subsequent TIP Years (2013-2016)	Funding Source
State	Lee-Barrington	24901	Route 125	NH 125 from Pinkham Rd. north approx. 4.2 miles to Century Pines Dr. Pave full width with Nova Chip	Under Agreement	\$ -	\$ 1,145,185.25	\$ 916,148.20	\$ -	Betterment
State	Milton-Wakefield	23817	Route 16	NH 16 from just north of exit 18 in Milton to approx. 1000 ft. south of Gage Hill Rd. Wakefield	Under Agreement	\$ -	\$ 4,822,124.89	\$ 3,857,699.91	\$ -	Betterment
Local	Newmarket	13878	Route 108	NH 108, Construct 4' bike shoulders from limits of project 13107 to Newfield town line. 02-25CM	Under Agreement	\$ (129,572.00)	\$ 90,000.00	\$ 72,000.00	\$ 783,000.00	Congestion Mitigation Air Quality (CMAQ)
State	Northwood	24943	Routes 4 & 152	US 4 / NH 152 intersection safety improvements.	Under Agreement	\$ -	\$ 55,000.00	\$ 49,500.00	\$ -	Highway Safety Improvement Program (HSIP)
State	Rochester	20254	Route 202	Construct 201 space park-n-ride lot adjacent to US 202 (Washington St.) in the City of Rochester [10-16]	Under Agreement	\$ 36,815.00	\$ 2,281,021.73	\$ 1,824,817.38	\$ 1,207,000.00	Congestion Mitigation Air Quality (CMAQ)
Local	Somersworth, NH -Berwick, ME	12228	Route 9	REHAB ROUTE 9 BRIDGE OVER SALMON FALLS RIVER - 101/114 [DEMO ID NH082]	Under Agreement	\$ -	\$ 164,915.00	\$ 164,915.00	\$ -	High Priority, Bridge, Maine
Local	Wakefield	24209	Various	Start-up Activities for Paul Elementary School; Non-infrastructure	Under Agreement	\$ -	\$ 4,846.00	\$ 4,846.00	\$ -	Safe Routes to School (SRTS)

**Strafford Metropolitan Planning Organization**

Project Administrator	Municipality / Agency	Project Number	Route / Road	Scope of Work	Project Status	FFY 2012 Obligated Federal Funding	FFY 2013 Programmed Funding	FFY 2013 Obligated Federal Funding	Remaining Programmed Funding for Subsequent TIP Years (2013-2016)	Funding Source
State	SPR 2014-2015 Part 1	26782	Various	2014-2015 Statewide Planning and Research Part 1 Program	Under Agreement	\$ -	\$ 4,694,152.68	\$ 3,755,322.14	\$ -	State Planning & Research (SRP)
University of NH (UNH)	Statewide	10344L	Various	Local Technology Assistance Program (LTAP) Administered by the Technology Transfer Center at UNH	Under Agreement	\$ 372,480.00	\$ 372,479.00	\$ 372,479.00	\$ -	Local Technical Assistance Program (LTAP)
State	Statewide	14058A	Various	Statewide Transportation Systems Management & Operations, ITS Technologies, CARS-511 Traveler info	Under Agreement	\$ 250,000.00	\$ 250,000.00	\$ 200,000.00	\$ -	STP-Flexible
State	Statewide	15609D	Various	STATEWIDE BRIDGE REHABILITATION, PAINTING, PRESERVATION & IMPROVEMENT PERFORMED BY BRIDGE MAINTENANCE	Under Agreement	\$ 1,500,000.00	\$ 805,000.00	\$ 644,000.00	\$ -	Bridge
State	Statewide	15609E	Various	STATEWIDE BRIDGE REHABILITATION, PAINTING, PRESERVATION & IMPROVEMENT PERFORMED BY BRIDGE MAINT.	Under Agreement	\$ -	\$ 1,018,146.74	\$ 814,517.39	\$ -	Bridge
State	STATEWIDE - SPR	15680C	Various	Pooled-fund research project: Evaluation of Plant-Produced High-Percentage RAP Mixtures in the NE	Under Agreement	\$ 225,000.00	\$ 106,705.99	\$ 106,705.99	\$ -	State Planning & Research (SRP)
State	STATEWIDE HAZMAT	16344A	Various	Ongoing haz mat obligations	Final Voucher	\$ -	\$ 589.01	\$ 471.21	\$ -	STP-Flexible
State (DRED)	Statewide Recreational Trail Program	P8903R	Various	Obligate FY2013 funds	Under Agreement	\$ -	\$ 1,569,082.00	\$ 1,255,265.60	\$ -	National Recreational Trails Program (N RTP)
State	State Wide TRAC	16425B	Various	2013 for the NHDOT/FHWA TRAC Program being developed and implemented by NHDOT.	Under Agreement	\$ -	\$ 22,880.00	\$ 18,304.00	\$ 0	STP
State	Statewide	12223S	Various	Annual Pavement Marking Program	Under Agreement	\$ -	\$ 4,015,000.00	\$ 3,212,000.00	\$ -	STP
State	Statewide			100% HSIP Federally Funded	Under Agreement					HSIP
State	Statewide	22912	Various	Title research on NHDOT surplus properties in accordance with NH Title Standards.	Under Agreement	\$ 49,995.00	\$ 450,000.00	\$ 360,000.00	\$ -	STP
State	Statewide	24502	Various	Installation of Rumble Strips along State Roadways	Under Agreement	\$ -	\$ 243,441.00	\$ 219,096.90	\$ -	STP

**Strafford Metropolitan Planning Organization**

Project Administrator	Municipality / Agency	Project Number	Route / Road	Scope of Work	Project Status	FFY 2012 Obligated Federal Funding	FFY 2013 Programmed Funding	FFY 2013 Obligated Federal Funding	Remaining Programmed Funding for Subsequent TIP Years (2013-2016)	Funding Source
State	Statewide	24679	Various	ASBESTOS TESTING FOR FED DEFN BRS FOR FED FY'13 AND '14 AND TPK OWNED BRS FOR STATE FY'13 AND '14.	Under Agreement	\$ -	\$ 55,000.00	\$ 44,000.00	\$ -	TPK
State	Statewide	24881	Various	Replacement of Substandard "F" Terminal Units in various Towns within District 2	Under Agreement	\$ -	\$ 1,176,361.78	\$ 1,058,725.60	\$ -	STP
State	Statewide	25256	Interstate 93	Upgrade signing along I-93 Concord-New Hampton, including interchanges	Under Agreement	\$ -	\$ 11,000.00	\$ 9,900.00	\$ -	STP
State	Statewide	25256	Interstate 93	Upgrade signing along I-93 Concord-New Hampton, including interchanges	Under Agreement	\$ -	\$ 292,136.23	\$ 233,708.98	\$ -	STP
State	Statewide	26842	Various	Installation of centerline and shoulder rumble strips/stripes along State roadways.	Under Agreement	\$ -	\$ 11,000.00	\$ 9,900.00	\$ -	STP
State	Statewide	27067	Various	SHRP2 funds to deploy implementing Eco-Logical to evaluate effectiveness of wetland mitigation sites	Under Agreement	\$ -	\$ 24,997.00	\$ 24,997.00	\$ -	STP
State	Statewide	27993	Various	AASHTOWare SafetyAnalyst yearly license fee of \$25,000	Under Agreement	\$ -	\$ 25,000.00	\$ 25,000.00	\$ -	State Planning & Research (SRP)
State	Statewide Complex Bridge Inspection	24419	Various	Statewide Complex Bridge Inspection and Bridge Inspection Manual	Under Agreement	\$ -	\$ 286,000.00	\$ 228,800.00	\$ -	Bridge On/Off System
State	Statewide-DBE Supportive Services	10336R	Various	To provide supportive services to expand the DBE program	Under Agreement	\$ -	\$ 61,092.00	\$ 61,092.00	\$ -	DBE
State	Statewide-ITS	20248	Various	Implement several direct measures to reduce congestion in the non-attainment area of NH	Under Agreement	\$ 1,996,000.00	\$ 71,500.00	\$ 57,200.00	\$ -	ITS
State	Statewide-OJT Supportive Services	10336S	Various	To provide supportive services for the OJT program	Under Agreement	\$ -	\$ 36,136.00	\$ 36,136.00	\$ -	OJT

## Strafford Metropolitan Planning Organization

Project Administrator	Municipality / Agency	Project Number	Route / Road	Scope of Work	Project Status	FFY 2012 Obligated Federal Funding	FFY 2013 Programmed Funding	FFY 2013 Obligated Federal Funding	Remaining Programmed Funding for Subsequent TIP Years (2013-2016)	Funding Source
State	Statewide-RWIS	25198	Various	To install Road and Weather systems around the State.	Under Agreement	\$ -	\$ 8,372.82	\$ 6,698.26	\$ 516,000.00	STP
State	Statewide-SPR	15261D	Various	AASHTO Technical Service Programs	Under Agreement	\$ -	\$ 27,000.00	\$ 27,000.00	\$ -	State Planning & Research (SRP)
State	Statewide-SPR	15680Q	Various	Opportunity Screening of Mechanical Services and Fleet Managment	Under Agreement	\$ 150,000.00	\$ 137,425.00	\$ 109,940.00	\$0	State Planning & Research (SRP)
State	Statewide-SPR	15680R	Various	Correlation Between Lab- and Plant-Produced High-RAP/RAS Mixtures	Under Agreement	\$ -	\$ 98,252.00	\$ 78,601.60	\$ -	State Planning & Research (SRP)
State	Statewide-SPR	15680V	Various	Fingerprinting Sources of Nitrogen in Wells near Blasting Sites	Under Agreement	\$ -	\$ 70,000.00	\$ 56,000.00	\$ -	State Planning & Research (SRP)
State	Statewide-SPR	26962B	Various	Review of Best Practices for Addressing Asbestos in Bridge Decks	Under Agreement	\$ -	\$ 11,000.00	\$ 8,800.00	\$ -	State Planning & Research (SRP)
State	Statewide	16344C	Various	Post construction haz mat	Under Agreement	\$ -	\$ 22,000.00	\$ 17,600.00	\$ -	STP-Flexible



Table 4: FTA Obligation Report

FTA Grants (#s)	Section 5307			Status
	Federal	Local	Total	(as of 09/30/13)
<b>NH-90-X134-01</b>				<b>Closed</b>
Buy Replacement 40' Bus	157,600	39,400	197,000	
Preventative Maintenance	12,640	3,160	15,800	
	<b>170,240</b>	<b>42,560</b>	<b>212,800</b>	
<b>NH-90-X125-02</b>				<b>Closed</b>
Bus Station Stops/Terminals	2,500	625	3,125	
Preventative Maintenance	53,011	13,253	66,264	
	<b>55,511</b>	<b>13,878</b>	<b>69,389</b>	
<b>NH-90-X136-00</b>				<b>Closed</b>
Preventative Maintenance	262,400	65,600	328,000	
ADA Operations	69,600	17,400	87,000	
Operating Assistance	675,500	675,500	1,351,000	
Planning	36,000	9,000	45,000	
Bus: Support Equipment & Facilities	27,200	6,800	34,000	
Transit Enhancements (Bus)	44,800	11,200	56,000	
	<b>1,115,500</b>	<b>785,500</b>	<b>1,901,000</b>	
<b>NH-90-X142-00</b>				<b>Closed</b>
Buy Replacement 40' Bus	89,400	22,350	111,750	
Preventative Maintenance	39,595	9,899	49,494	
	<b>128,995</b>	<b>32,249</b>	<b>161,244</b>	

FTA Grants (#s)	Section 5307			Status
	Federal	Local	Total	(as of 09/30/13)
<b>NH-90-X145-00</b>				<b>Open</b>
NFI Projects				
Operating	50,117	50,117	100,234	
Mobility Management	176,783	44,196	220,979	
	<b>226,900</b>	<b>94,313</b>	<b>321,213</b>	
<b>NH-90-X155-00</b>				<b>Open</b>
Preventative Maintenance	502,985	125,746	628,732	
ADA Operations	67,200	16,800	84,000	
Operating Assistance	1,129,200	1,129,200	2,258,400	
Planning	82,400	20,600	103,000	
Bus: Support Equipment & Facilities	24,800	6,200	31,000	
	<b>1,806,585</b>	<b>1,298,546</b>	<b>3,105,132</b>	
<b>NH-90-X159-04</b>				<b>Open</b>
NFI Projects				
Operating	64,147	64,147	128,294	
Mobility Management	540,042	135,011	675,053	
Rolling Stock - Bus	357,821	89,455	447,276	
JARC Projects				
Mobility Management	46,625	11,656	58,281	
	<b>1,008,635</b>	<b>300,269</b>	<b>1,308,904</b>	
<b>NH-96-X001-01</b>				<b>Pending Close</b>
Rolling Stock - Bus	2,438,000	0	2,438,000	
Preventative Maintenance	300,000	0	300,000	
Transit Enhancements (Bus)	226,000	0	226,000	
Support Equip. & Facilities (Bus)	291,500	0	291,500	
Operating Assistance	67,282	0	67,282	
	<b>3,322,782</b>	<b>0</b>	<b>3,322,782</b>	

FTA Grants (#s)	Section 5307			Status
	Federal	Local	Total	(as of 09/30/13)
<b>NH-90-X162-00</b>				<b>Open</b>
Preventative Maintenance	413,522	103,381	516,903	
ADA Operations	150,000	37,500	187,500	
Operating Assistance	900,000	900,000	1,800,000	
Planning	50,000	12,500	62,500	
Bus: Support Equipment & Facilities	25,000	6,250	31,250	
	<b>1,538,522</b>	<b>1,059,631</b>	<b>2,598,153</b>	
<b>NH-90-X170-00</b>				<b>Open</b>
Preventative Maintenance	500,000	125,000	625,000	
ADA Operations	180,000	45,000	225,000	
Rolling Stock - Bus	264,000	66,000	330,000	
Operating Assistance	1,000,000	1,000,000	2,000,000	
Bus: Support Equipment & Facilities	69,383	17,346	86,729	
	<b>2,013,383</b>	<b>1,253,346</b>	<b>3,266,729</b>	
<b>NH-90-X173-00</b>				<b>Open</b>
Operating Assistance (80% CMAQ)	612,239	153,060	765,299	
TDM Activities (80% CMAQ)	28,000	7,000	35,000	
	<b>640,239</b>	<b>160,060</b>	<b>800,299</b>	
<b>NH-90-X176-00</b>				<b>Open</b>
Preventative Maintenance	425,000	106,250	531,250	
ADA Operations	120,000	30,000	150,000	
Fuel for Vehicle Maintenance	218,765	54,691	273,456	
Operating Assistance	750,000	750,000	1,500,000	
Bus: Support Equipment & Facilities	27,627	6,907	34,534	
	<b>1,541,392</b>	<b>947,848</b>	<b>2,489,240</b>	
<b>NH-90-X177-01</b>				<b>Open</b>
Operating Assistance (JARC)	449,275	449,275	898,550	
	<b>449,275</b>	<b>449,275</b>	<b>898,550</b>	

FTA Grants (#s)	Section 5307			Status
	Federal	Local	Total	(as of 09/30/13)
<b>NH-90-X162-00</b>				<b>Open</b>
Preventative Maintenance	413,522	103,381	516,903	
<b>NH-90-X184-00</b>				<b>Open</b>
Public Outreach/TDM Activities (80% CMAQ)	219,511	54,878	274,389	
	<b>219,511</b>	<b>54,878</b>	<b>274,389</b>	
<b>NH-90-X186-00</b>				<b>Open</b>
Operating Assistance (80% CMAQ)	237,719	59,430	297,149	
	<b>237,719</b>	<b>59,430</b>	<b>297,149</b>	
<b>NH-95-X011-00</b>				<b>Open</b>
35-FT Bus for Expansion	1,386,592	346,648	1,733,240	
30-FT Bus for Expansion	608,000	152,000	760,000	
Operating Assistance (80% CMAQ)	671,763	167,941	839,704	
	<b>2,666,355</b>	<b>666,589</b>	<b>3,332,944</b>	
<b>NH-95-X017-00</b>				<b>Open</b>
Public Outreach/TDM Activities (80% CMAQ)	112,489	28,122	140,611	
	<b>112,489</b>	<b>28,122</b>	<b>140,611</b>	
<b>NH-04-0007-00</b>				<b>Open</b>
Project Administration	29,440	7,360	36,800	
Signal & Communications Equipment	69,920	17,480	87,400	
Support Equipment & Facilities	224,640	56,160	280,800	
	<b>324,000</b>	<b>81,000</b>	<b>405,000</b>	
<b>NH-04-0012-00</b>				<b>Open</b>
<30 Ft. Bus for Replacement	112,050	28,013	140,063	
	<b>112,050</b>	<b>28,013</b>	<b>140,063</b>	
<b>Total</b>	<b>16,219,837</b>	<b>6,481,318</b>	<b>22,701,156</b>	

